

Browser Compatibility Document

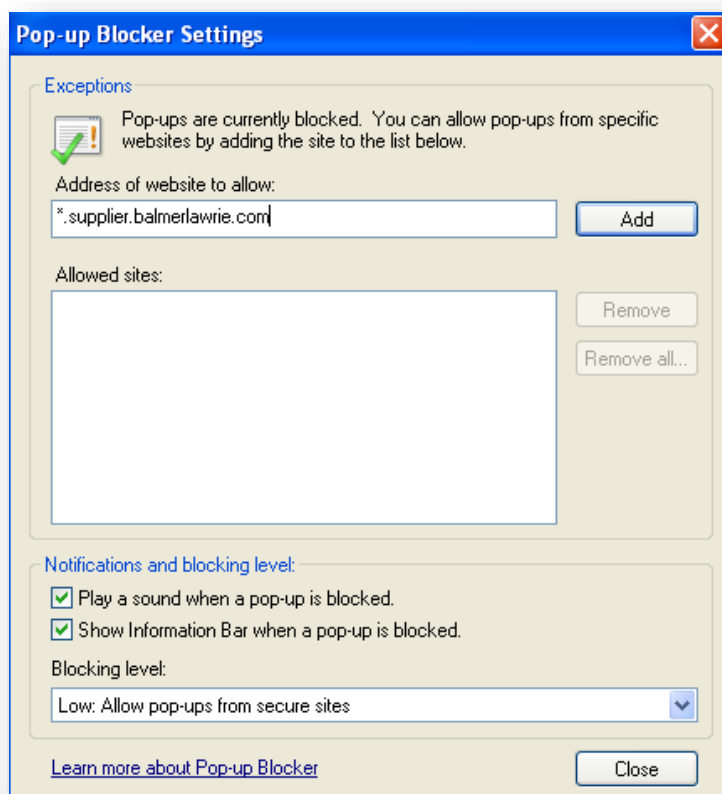
Supported Browser: IE8, IE9, Google Chrome 14.0+, Firefox 3.6+

Use this procedure to verify that your browser settings are appropriate for the SAP system.

IE Browser settings:

Set up the Pop-up Blocker. Your pop-up blocker (if you have it turned on) needs to allow pop-ups from SAP.

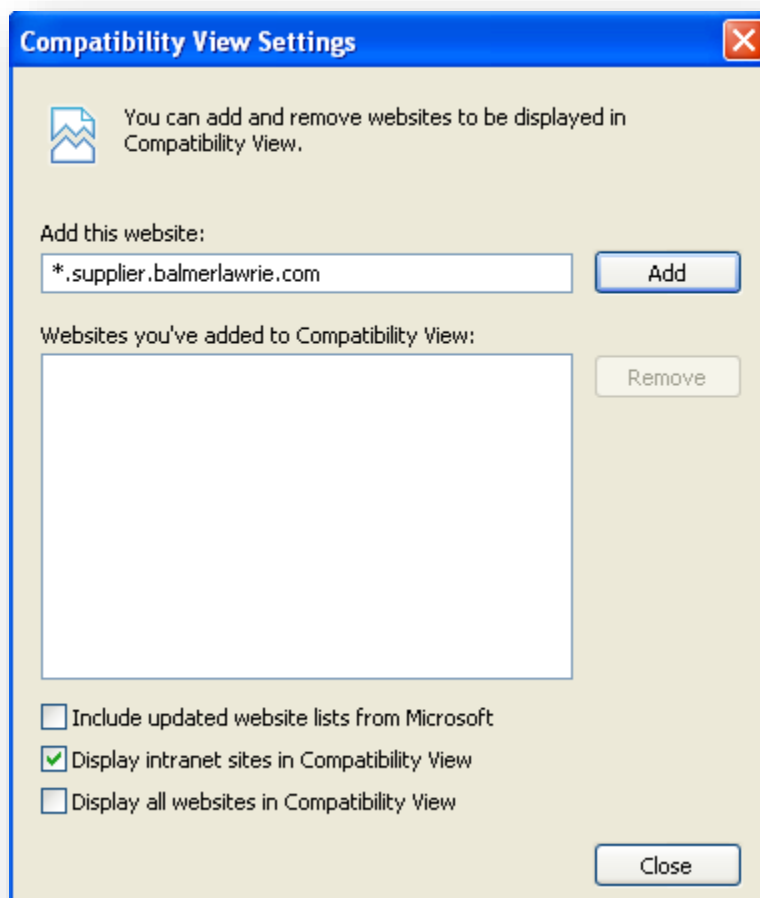
- Under the “**Tools**” menu at the top of Internet Explorer, click “**Pop-up Blocker**.”
- If your Pop-up Blocker is turned off, you don’t need to do anything further.
- If the Pop-up Blocker is turned on, then click “Pop-up Blocker Settings” and the screen to the right will appear.
- Enter ***.supplier.balmerlawrie.com** into the address field, then click “Close” to save your settings.



Compatibility Mode - You may need to make this adjustment when using higher browser version like IE10/11 etc once you will get “**Sorry your browser is not supported by webdynpro**”

- Select the Compatibility Icon at the top of the page or click “Compatibility View” under the “Page” menu.

You can add the following site.

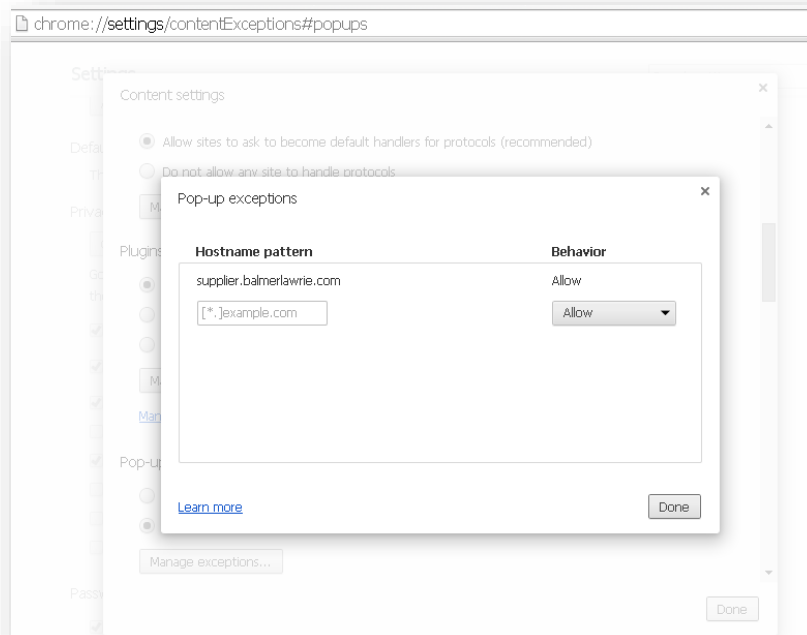
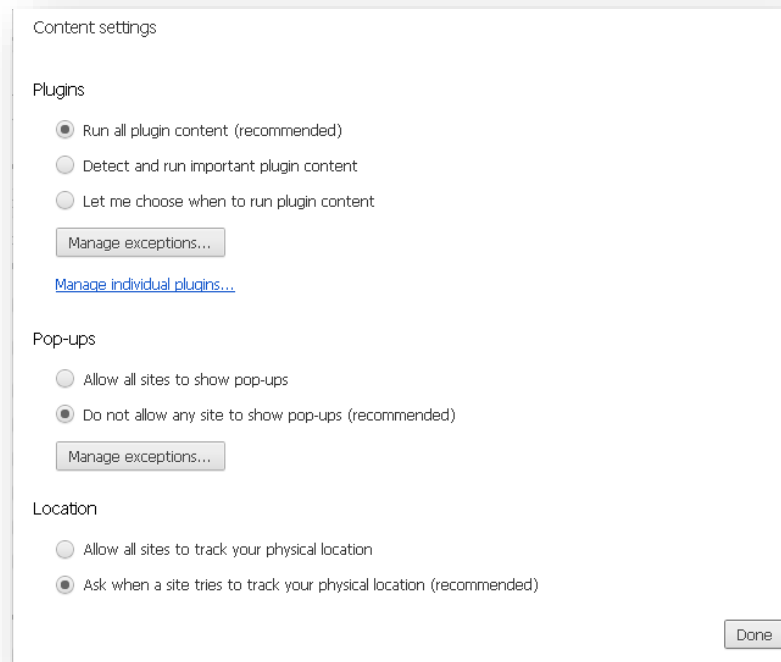


Google Chrome Settings:

Set up the Pop-up Blocker. Your pop-up blocker (if you have it turned on) needs to allow pop-ups from SAP.

- Under the “**Settings**” menu of Google chrome, click “**Privacy→Content Settings**” and navigate to “**Pop-ups**”
- If your Pop-up Blocker is marked as “**Allow all sites to show pop-ups**”, you don’t need to do anything further.
- If the Pop-up Blocker is marked as “**Do not allow any site to show pop-up (recommended)**”, then click “**Manage Exceptions**” and the pop up screen will appear

- Enter **supplier.balmerlawrie.com** into the Hostname Pattern field and behavior should be allow, then click “Done” to save your settings.



Mozilla Firefox Settings:

Set up the Pop-up Blocker. Your pop-up blocker (if you have it turned on) needs to allow pop-ups from SAP.

- Under the “**Options**” menu of Firefox, click “**Content**”
- If checkbox “**Block pop-ups windows**” is not checked, you don’t need to do anything further.
- If the checkbox “**Block pop-ups windows**” is checked then click “**Exceptions**” and the pop up screen will appear
- Enter **supplier.balmerlawrie.com** into the Address of Websites field and click on Allow, then click “**Done**” to save your settings.

